

work. With size 7 mm needles and Pale Purple, cast on 99 sts and work in garter st for 13 cm. Change to Orange and cont in garter st for 2 cm. Change to Taupe and cont in garter st for 11 cm. Change to Jade and cont in garter st for 15 cm. Bind off all sts.

Finishing: Pin cover to measurements and block. Carefully weave in all ends. Fold cover in half at fold line. With RS facing and mattress st, sew side edges of front and back tog. Insert pillow form, then sew bottom edges of front and back tog.

Merino wool, 50% acrylic; 55 m/50 g) in Jade (**col 87**), Pale Purple (**col 59**) and Orange (**col 51**) and **25 g** of Lana Grossa **Silkhair Print** (70% superkid mohair, 30% silk; 400 m/50 g) in Orange/Petrol/Pink/Khaki (**col 343**). Size 7 mm needles; size 4.5 mm crochet hook; three 45 x 45 cm pillow forms.

Note: Yarn amounts are sufficient to knit all 3 pillow covers.

Garter st: K every row.

Gauge: 12 sts and 25 rows = 10 x 10 cm in garter st on size 7 mm needles.

Note: Back and front are worked separately, each in a different


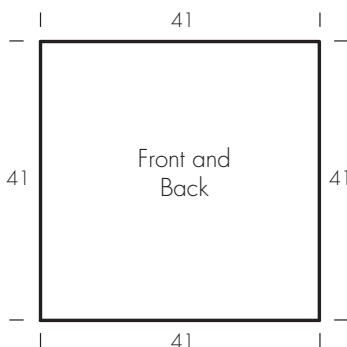
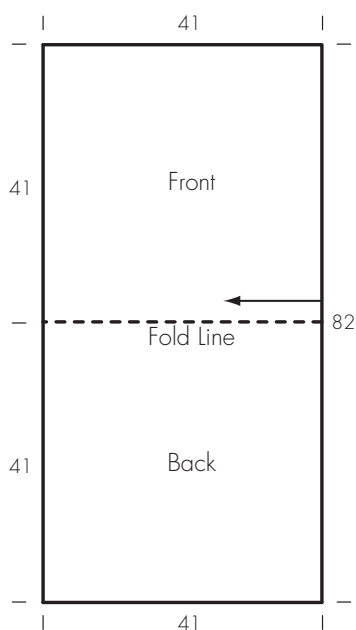
color of Mille II. Pillows are then edged in crochet with Silkhair Print.

Front: With size 7 mm needles and desired color of Mille II, cast on 49 sts and work in garter st for 41 cm. Bind off all sts.

Back: With Mille II in color different from front, work same as for front.

Finishing: Pin pieces to measurements and block. With wrong sides tog, right sides facing out, size 4.5 mm crochet hook and 4 strands Silkhair Print held tog, join side and bound-off edges of front and back with a row of single crochet, then work 1 rnd single crochet around cast-on edge of back

and front. Next, work 1 rnd crab stitch [work single crochet from left to right] around cast-on edge of front, side and top edges of front and back. Join rnd with a sl st. Cut yarn and fasten off. Insert pillow form. Sew seam at bottom edge of cover.



DESIGN 54

PILLOW COVERS
Approx. 41 x 41 cm

Materials: 300 g each of Lana Grossa **Mille II** (50% superwash

Schematic for design 55

